



Phonics Screening Check

Miss Gibson

SHERINGDALE

Learn Create Grow Together

In this meeting we will cover...

- What is the Year 1 Phonics Screening Check?
- What it looks like
- When and how it takes place
- What your child needs to know
- Common misconceptions
- Test video
- How we are supporting your child at school.
- How you can support at home.
- Questions



What is the Year 1 Phonics Screening Check?

- National statutory assessment to monitor children's ability to recognise sound and blend words.
- It is a check containing 40 words- mixture of real and pseudo words (alien words).
- The pass mark is usually 32/40.
- Past results:
 - 2023: 97% pass rate at Sheringdale (top 3% in the country)
 - 2024: 95%
 - 2025: 95%

Section 2

brend



throstr



stret



spraw



Page 15 of 24

Section 2

label

vanish

blossom

thankful

Page 21 of 24

Section 2

Word	Correct	Incorrect	Comment
vaw			
meast			
waib			
zome			
brend			
throstr			
stret			
spraw			
few			
fried			
beak			
cute			
crust			
trails			
strip			
scraps			
label			
vanish			
blossom			
thankful			

When and how it takes place

- Week commencing 8th June
- 1:1 with a familiar adult in a quiet space



What your child needs to know

- The test assesses the children's knowledge of the letter sound correspondence.
- Point, segment and blend
- It is marked as incorrect if:
 - They sound the word out correctly but blend it incorrectly
 - If the child sounds the word, but does not blend it
 - If a child reads an alien word as a real word.
- If the child sounds it out incorrectly, but corrects them selves when blending the word, it is correct.
- We have to accept their first answer, unless they correct themselves



vanish

Common misconceptions

- Digraph- two letters that make one sound e.g. sh, ai, ch, ow
- Split digraph- two letters that make one sound, but they are split within the word. E.g. cake, spice

cake



- Trigraph- three letters that make one sound. E.g. igh, air, ear, ure



bath

Watch the full
video here



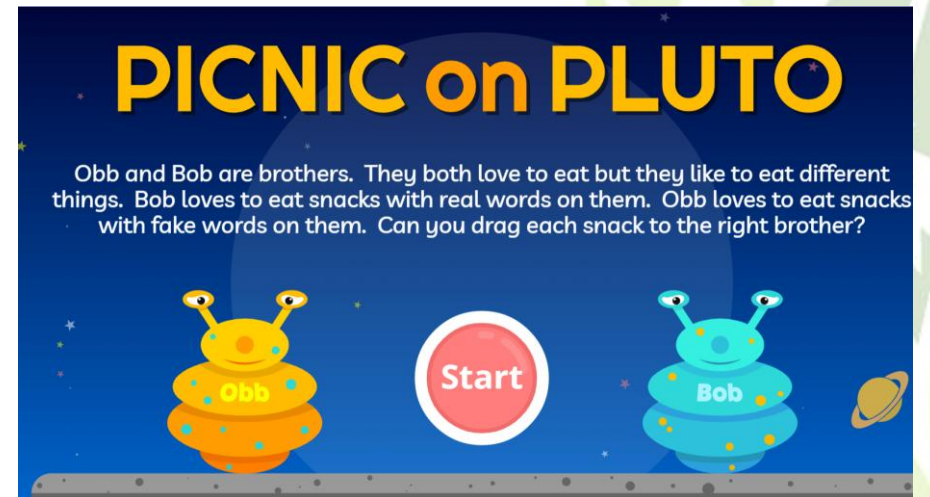
How are we supporting your child at school?

- Phonics lessons. We have covered all 42 sounds- many times!.
- Teach the skills of reading real and alien words.
- Regular phonics assessments to monitor progress and get the children used to the format.
- If your child is currently scoring below the pass mark, they will be in an intervention.
- Home learning materials.



How can you support at home?

- Getting your child used to reading words by segmenting and blending them (different to book reading)
- Correcting them if they are reading words incorrectly
- Past papers
- Phonics games



Pure pronunciation

Schwa /uh/


m v f l



Sound buttons


pie

yech




found

quog




boom

loip



shake

chuss



Thank you!

