

Beta This is a new service – your [feedback](#) will help us to improve it.

Sheringdale Primary School
Spending priorities for this school

This school's data covers the financial year April 2023 to March 2024 consistent financial reporting return (CFR).

[We've chosen 2 sets of similar schools](#) to benchmark this school's spending against.

[Create or save your own set of schools to benchmark against](#)

[Change the data for this school](#)

Priority cost categories

This shows where spending is different to similar schools.

[View more details on cost categories \(opens in new tab\)](#)

Teaching and Teaching support staff

High priority Spending is higher than **100%** of similar schools.



Find ways to spend less

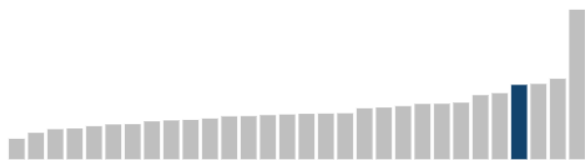
- [Supply teachers and temporary staffing \(STaTS\)](#)
- [Temporary and permanent staffing](#)

This school spends £4,665 per pupil	Similar schools spend £4,050 per pupil, on average	This school spends £616 (15.2%) more per pupil
---	--	---

[View all teaching and teaching support staff costs.](#) This includes teaching staff, supply teaching staff, agency supply teaching staff, education support staff and educational consultancy.

Educational supplies

High priority Spending is higher than **90%** of similar schools.



Find ways to spend less

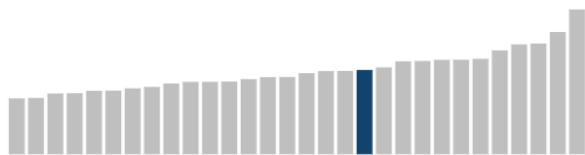
- [Books for schools](#)

This school spends £385 per pupil	Similar schools spend £229 per pupil, on average	This school spends £157 (68.5%) more per pupil
---	--	---

[View all educational supplies costs.](#) This includes examination fees and learning resources (not ICT equipment).

Non-educational support staff

Medium priority Spending is higher than **63.3%** of similar schools.



Find ways to spend less

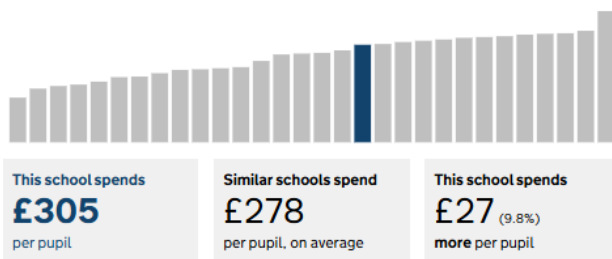
- [Audit services](#)
- [Specialist professional services](#)
- [Legal services](#)
- [HR, payroll and employee screening services](#)

This school spends £547 per pupil	Similar schools spend £513 per pupil, on average	This school spends £34 (6.7%) more per pupil
---	--	---

[View all non-educational support staff and services costs.](#) This includes administrative and clerical staff, auditor costs, other staff and professional services (non-curriculum).

Catering staff and supplies

Medium priority Spending is higher than **60%** of similar schools.



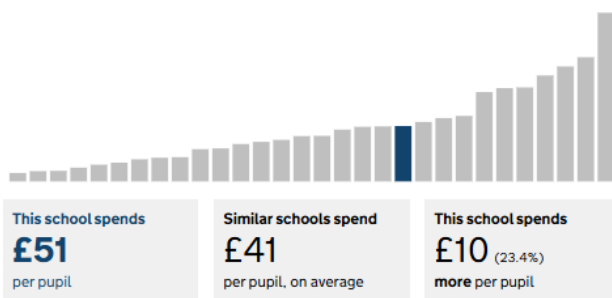
Find ways to spend less

- [Catering services](#)
- [Catering services](#)
- [Commercial catering equipment](#)
- [Grocery, fresh, chilled and frozen foods](#)
- [Outsourced catering services](#)
- [Facilities management and workplace services](#)

[View all catering staff and supplies costs.](#) This includes catering staff and catering supplies.

Administrative supplies

Medium priority Spending is higher than **66.7%** of similar schools.



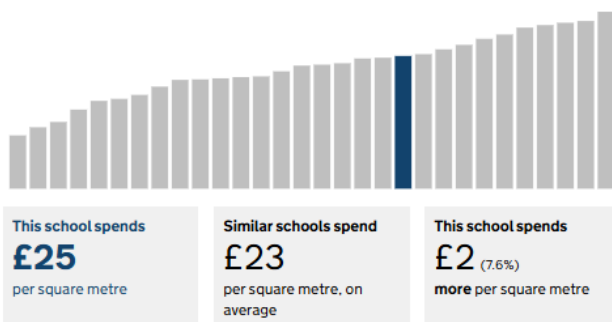
Find ways to spend less

- [Communications solutions](#)
- [Communications solutions and associated telephony services](#)
- [Corporate software and related products and services](#)
- [Cyber security services 3](#)
- [Digital marketplace \(G-Cloud 13\)](#)
- [Education management systems](#)
- [Everything ICT](#)
- [ICT networking and storage solutions](#)
- [IT hardware](#)
- [Multi-functional devices and digital solutions](#)
- [Multifunctional devices and digital transformation solutions](#)
- [Multifunctional devices, print and digital workflow software services and managed print service provision](#)
- [Outsourced ICT](#)
- [Print marketplace](#)
- [Software licences and associated services for academies and schools](#)
- [Technology products & associated services 2](#)

[View all administrative supplies costs.](#) This includes administrative supplies (non-educational).

Utilities

Medium priority Spending is higher than **66.7%** of similar schools.



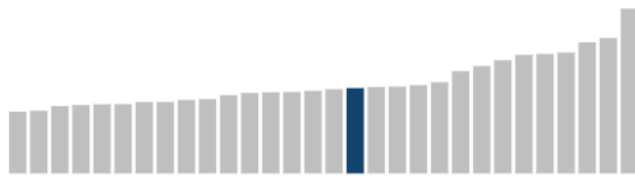
Find ways to spend less

- [Debt resolution services](#)
- [Electricity \(for supply during 2020 - 2028\)](#)
- [Energy cost recovery services](#)
- [Flexible electricity](#)
- [Flexible gas](#)
- [Liquid fuels](#)
- [Liquid fuels](#)
- [Liquified petroleum gas and other liquified fuels](#)
- [Mains gas 2023](#)
- [Supply of energy 2](#)
- [Water, wastewater and ancillary services](#)
- [Water, wastewater and ancillary services](#)

[View all utilities costs.](#) This includes energy and water and sewerage.

Premises staff and services

Medium priority Spending is higher than **56.7%** of similar schools.



This school spends
£51
per square metre

Similar schools spend
£50
per square metre, on
average

This school spends
£1 (2.4%)
more per square metre

Find ways to spend less

- [Building cleaning](#)
- [Cleaning services](#)
- [Total cleaning service solutions](#)
- [Facilities management and workplace services](#)
- [Internal fit-out and maintenance](#)
- [Building in use - support services](#)

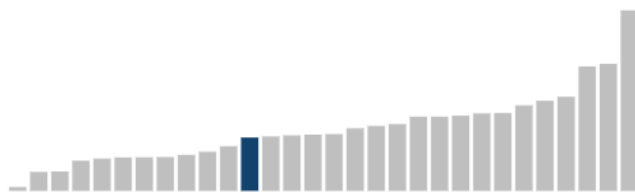
[View all premises staff and services costs.](#) This includes cleaning and caretaking, maintenance of premises, other occupation costs and premises staff.

Low priority cost categories

This shows where spending is close to similar schools.

Educational ICT

Low priority Spending is less than **60%** of similar schools.



This school spends
£52
per pupil

Similar schools spend
£55
per pupil, on average

This school spends
£3 (5.9%)
less per pupil

[View all educational ICT costs.](#) This includes ICT learning resources.

Remuneration

Remuneration – required financial information	2024 - 25
Salaries over £100K	Number
Increment £120 - £130K	1

Remuneration – required financial information	2023 - 24
Salaries over £100K	Number
Increment £110 - £120K	1

Remuneration – required financial information	2022-23
Salaries over £100K	Number
Increment £110 - £120K	1

Remuneration – required financial information	2021-22
Salaries over £100K	Number
Increment £100 - £110K	1