



**SHERINGDALE**

*Learn Create Grow Together*

# Phonics Screening Check

---

MISS SOUTER

MISS CONTAOE

MISS GIBSON

7<sup>TH</sup> JUNE – 10<sup>TH</sup> JUNE 2022

# Key stage 1

## Welcome!

### What is a phonics screening check?

The Phonics Screening Check is an assessment carried out in UK schools for Year 1 pupils. They will be reading 40 words (real and 'alien') aloud.


### What is the purpose of the Phonics Screening Check?

The purpose of the phonics screening check will be to confirm that all children have learned phonic decoding to an age-appropriate standard.

It also informs schools and teachers of which children need further intervention and support with reading and learning phonics sounds.

### Phonics screening check

Pupils' materials





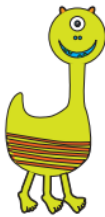

# What a Phonics Screening Check looks like

---

- All children will be given the same 40 words; 20 real and 20 'alien' (fake) words.
- Children will be given a practice of looking at 4 real and 'alien' words.
- To pass the Phonics Screening Check, the children have to score 32 or above.
- Teachers cannot confirm if a child has got a word correct/incorrect or to move on.
- There is no time limit (has to be completed within the week).

# How we assess it

What the children see:

Section 1	
sut	
yad	
dop	
uct	

What the teacher see:

2019

Phonics

## Screening check: answer sheet

First name	
Last name	


**Screening check responses:** Please tick the appropriate box for each word. The use of the comment box is optional.

Section 1				Section 2			
Word	Correct	Incorrect	Comment	Word	Correct	Incorrect	Comment
sut				vaw			
yad				meast			
dop				waib			
uct				zome			
meck				brend			
shig				throst			
joil				stret			
chort				spraw			
blem				few			
drell				fried			
fusp				beak			
quisk				cute			
shop				crust			
yell				trails			
peel				strip			
check				scraps			
plug				label			
sweep				vanish			
soft				blossom			
yards				thankful			
				Total correct			

# What the children will typically get

## Section 1

sut




yad



dop



uct



## Section 1

meck



shig



joil




chort




## Section 1


blem



drell



fusp



quisk



Section 1

shop

yell

peel

check

Section 1


plug

sweep


soft

yards


vaw



meast



waib



zome




brend




throst



stret



spraw



Section 2

few

fried

beak

cute

Section 2

crust

trails

strip

scraps

Section 2

label

vanish

blossom

thankful



# Common misconceptions

## Trigraphs:

air igh ear ure

## Digraphs:



## Split digraphs:

a-e e-e i-e o-e u-e

strike

# Common misconceptions

---

## Longer words

wish|ing

## Not blending

beg

## Bs and ds



# How to help

---

Flashcards

Drawing sound buttons

Practice papers

draw



# How to help

Obb and Bob

Year 1 Phonics Screening  
Check training

[https://youtu.be/IPJ\\_ZEBh1Bk](https://youtu.be/IPJ_ZEBh1Bk)



# *Any questions?*

---

Please contact Miss Souter or Miss Contaoe. 😊

